




CSCI-UA.0480-003
Parallel Computing

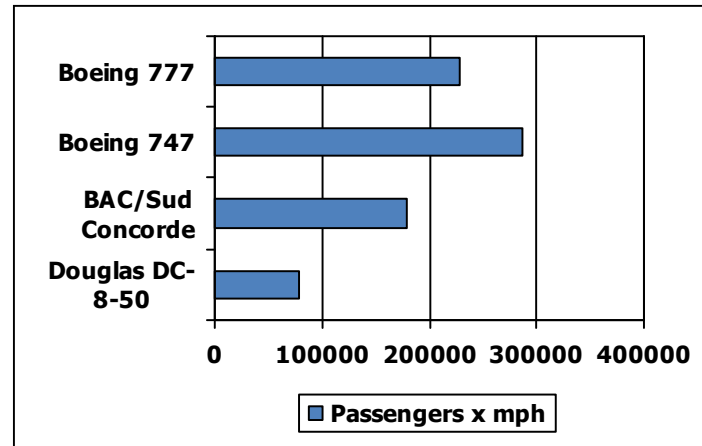
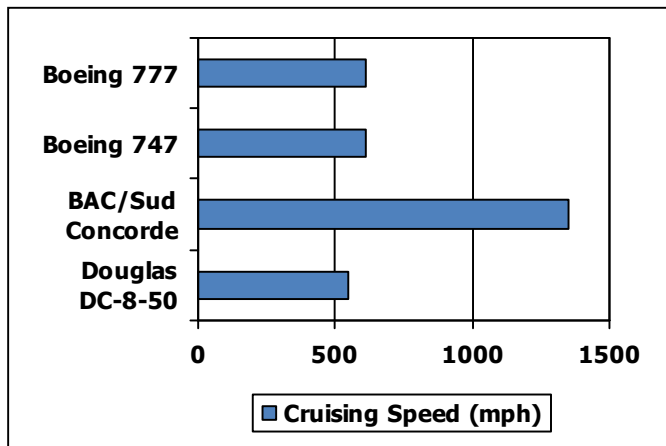
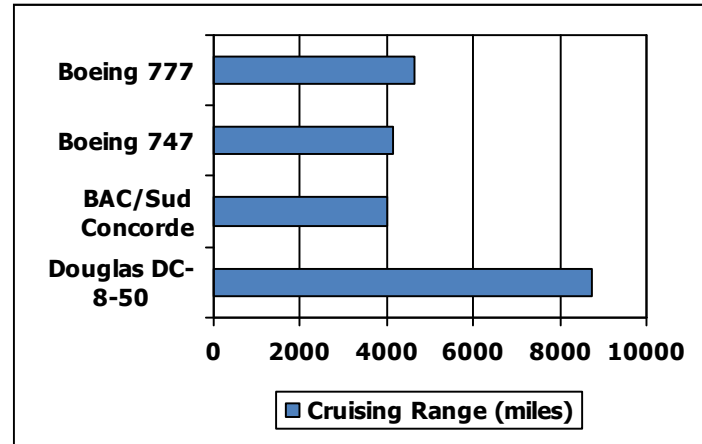
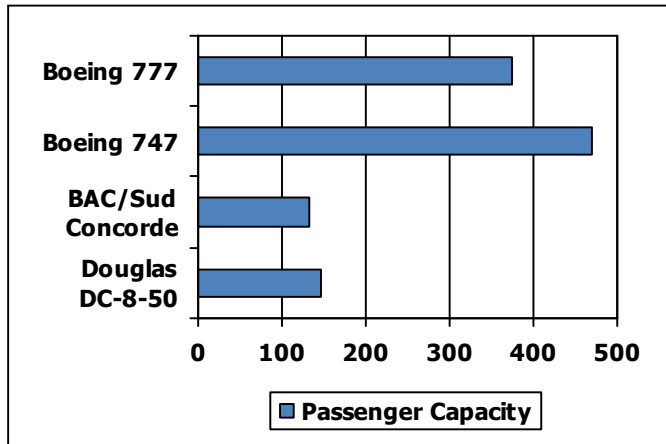
Lecture 6: Performance Analysis

Mohamed Zahran (aka Z)
mzahran@cs.nyu.edu
<http://www.mzahran.com>



Defining Performance

- Which airplane has the best performance?



Standard Definition of Performance

- For some program running on machine X,

$$\text{Performance}_X = 1 / \text{Execution time}_X$$

- "X is n times faster than Y"

$$\text{Performance}_X / \text{Performance}_Y = n$$

- Example: time taken to run a program
 - 10s on A, 15s on B
 - $\text{Execution Time}_B / \text{Execution Time}_A$
= 15s / 10s = 1.5
 - So A is 1.5 times faster than B

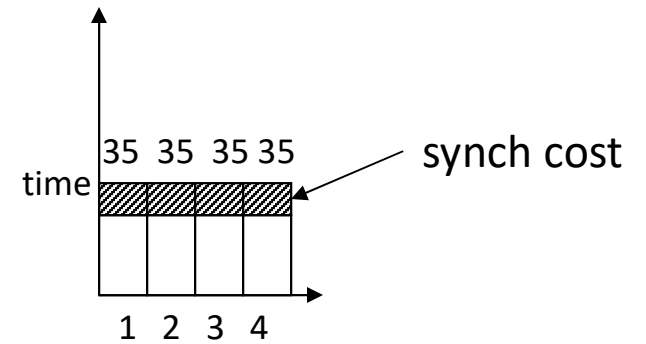
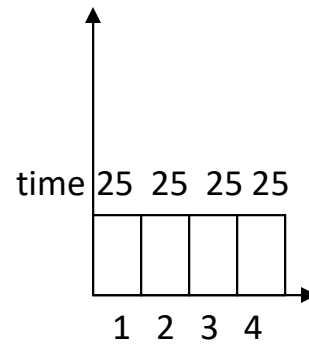
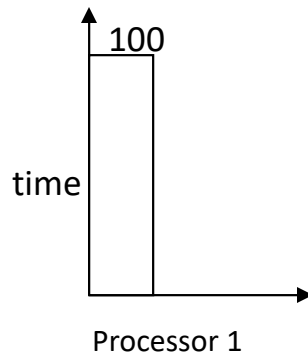
Speedup

- Number of cores = p
- Serial run-time = T_{serial}
- Parallel run-time = T_{parallel}



$$S = \frac{T_{\text{serial}}}{T_{\text{parallel}}}$$

Example



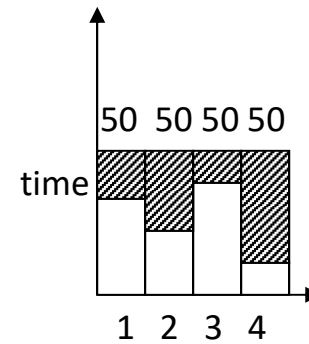
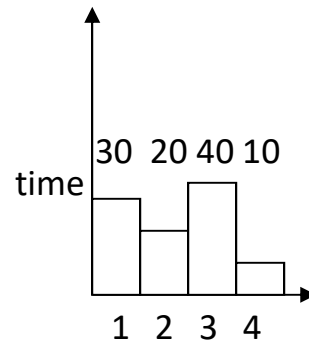
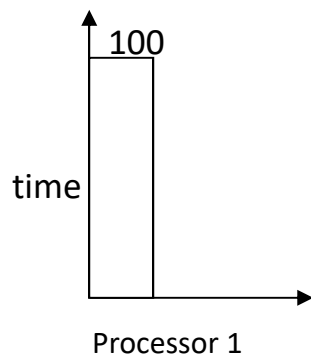
$$S_p = \frac{100}{25} = 4.0,$$

Perfect parallelization!
Does it ever occur?

$$S_p = \frac{100}{35} = 2.85,$$

perfect load balancing

Example (cont.)



closest to
real life
parallel programs

$$S_p = \frac{100}{40} = 2.5,$$

load imbalance

$$S_p = \frac{100}{50} = 2.0,$$

load imbalance
and sync cost

A Glimpse at the Top 500

Rank	System	Cores	Rmax (TFlop/s)	Rpeak (TFlop/s)	Power (kW)
1	Sunway TaihuLight - Sunway MPP, Sunway SW26010 260C 1.45GHz, Sunway [/system/178764], NRCPC National Supercomputing Center in Wuxi [/site/50623] China	10,649,600	93,014.6	125,435.9	15,371
2	Tianhe-2 (MilkyWay-2) - TH-IVB-FEP Cluster, Intel Xeon E5-2692 12C 2.200GHz, TH Express-2, Intel Xeon Phi 31S1P [/system/177999], NUDT National Super Computer Center in Guangzhou [/site/50365] China	3,120,000	33,862.7	54,902.4	17,808
3	Piz Daint - Cray XC50, Xeon E5-2690v3 12C 2.6GHz, Aries interconnect , NVIDIA Tesla P100 [/system/177824], Cray Inc. Swiss National Supercomputing Centre (CSCS) [/site/50422] Switzerland	361,760	19,590.0	25,326.3	2,272
4	Gyokou - ZettaScaler-2.2 HPC system, Xeon D-1571 16C 1.3GHz, Infiniband EDR, PEZY-SC2 700Mhz [/system/179102], ExaScaler Japan Agency for Marine-Earth Science and Technology [/site/49318]	19,860,000	19,135.8	28,192.0	1,350

Rmax: Maximal achieved

Rpeak: Theoretical peak

Sources of Parallel Overheads

- Overhead of creating threads/processes
- Synchronization
- Load imbalance
- Communication
- Extra computation
- Memory access (for both sequential and parallel!)

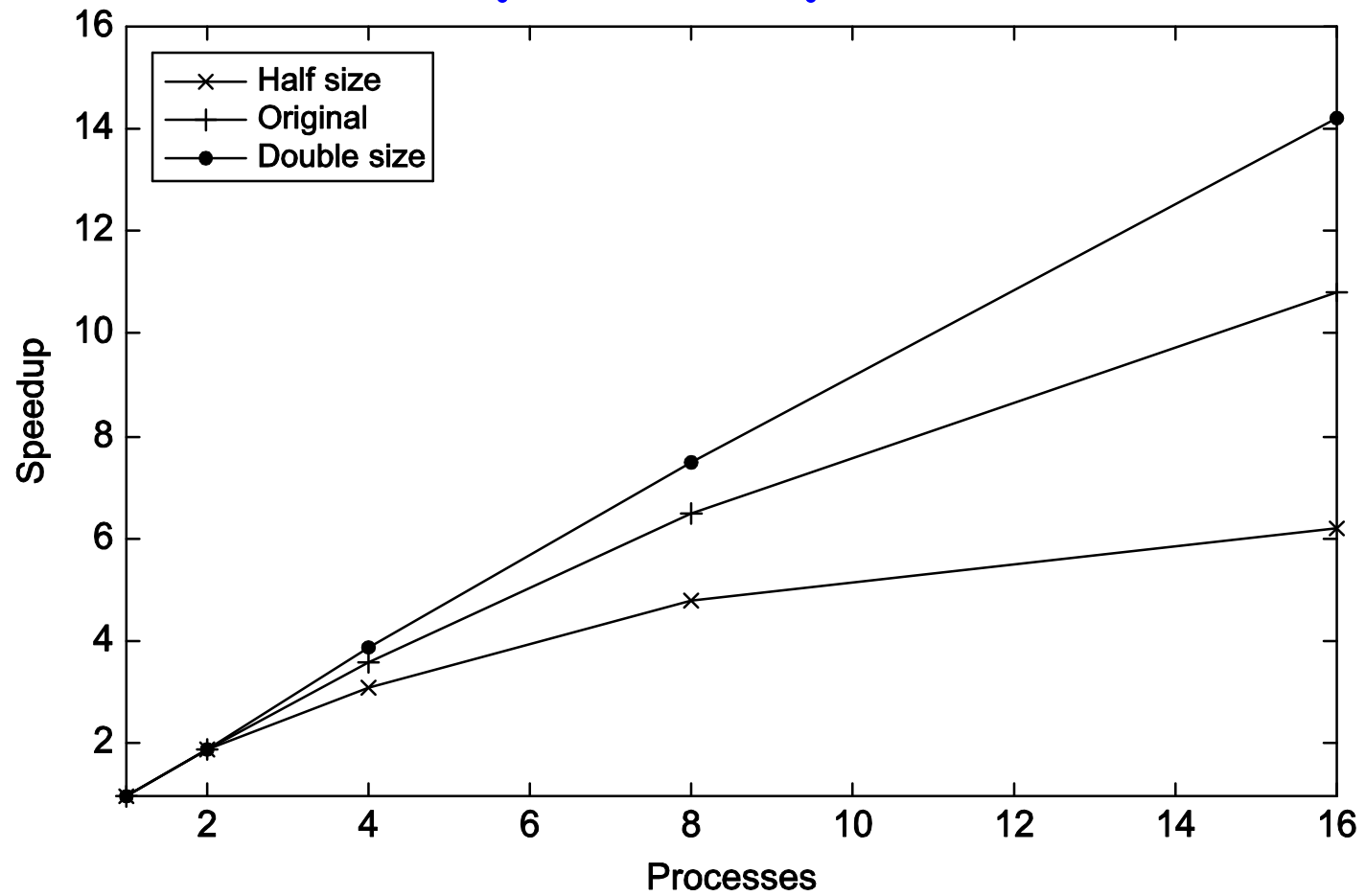
Efficiency of a parallel program

$$E = \frac{S}{p} = \frac{\left(\frac{T_{\text{serial}}}{T_{\text{parallel}}} \right)}{p}$$

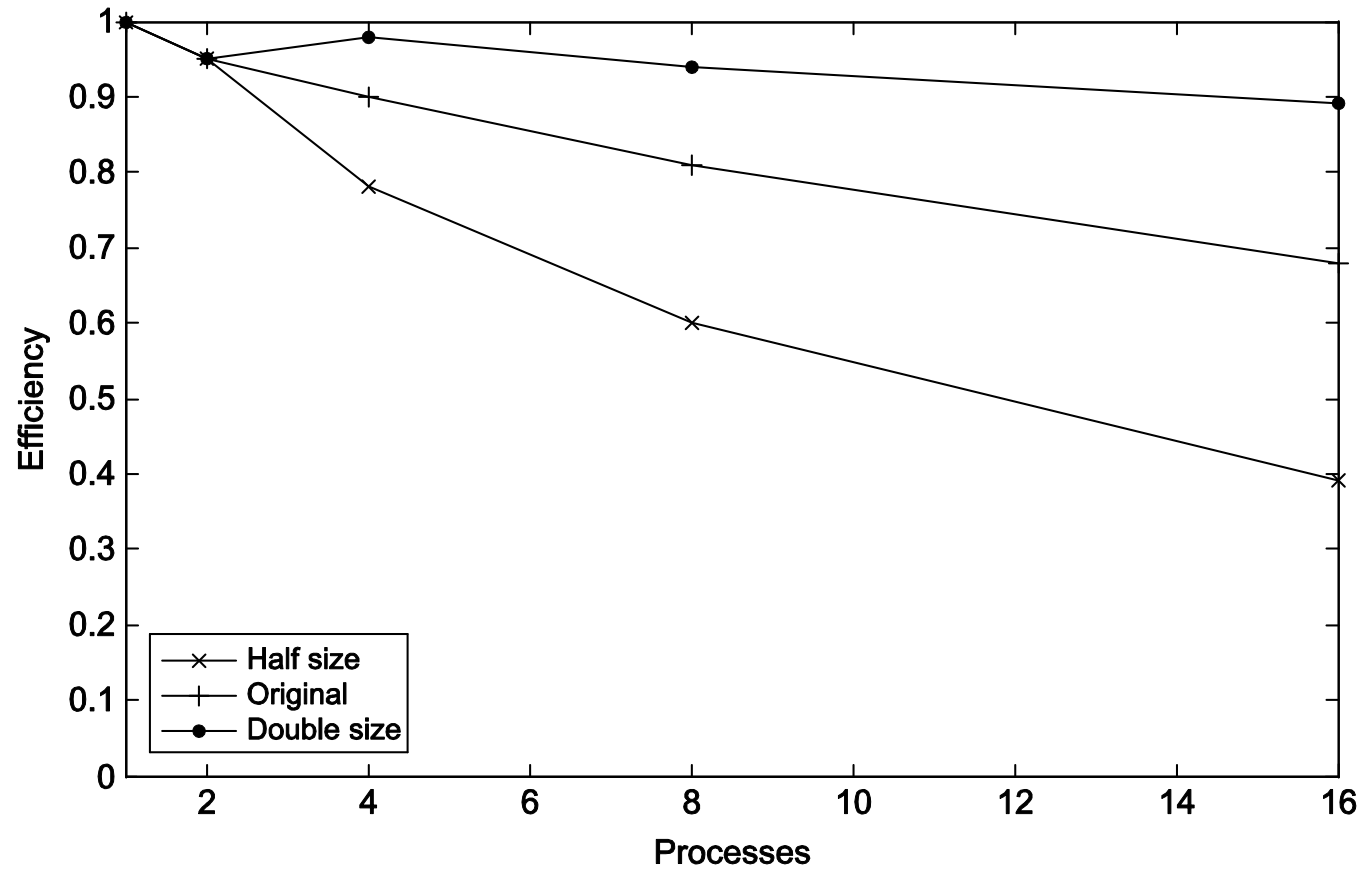
Be Careful about T

- Both T_{seq} and T_{par} are wall-clock times, and as such they are not objective. They can be influenced by :
 - The skill of the programmer who wrote the implementations
 - The choice of compiler (e.g. GNU C++ versus Intel C++)
 - The compiler switches (e.g. turning optimization on/off)
 - The operating system
 - The type of filesystem holding the input data (e.g. EXT4, NTFS, etc.)
 - The time of day... (different workloads, network traffic, etc.)

Speedup



Efficiency



Scalability

- **Scalability** is the ability of a (software or hardware) system to handle a growing amount of work efficiently.
- If we keep the efficiency fixed by increasing the number of processes/threads and without increasing problem size, the problem is *strongly scalable*.
- If we keep the efficiency fixed by increasing the problem size at the same rate as we increase the number of processes/threads, the problem is *weakly scalable*.

Let's take a closer look at **timing**.

Taking Timings

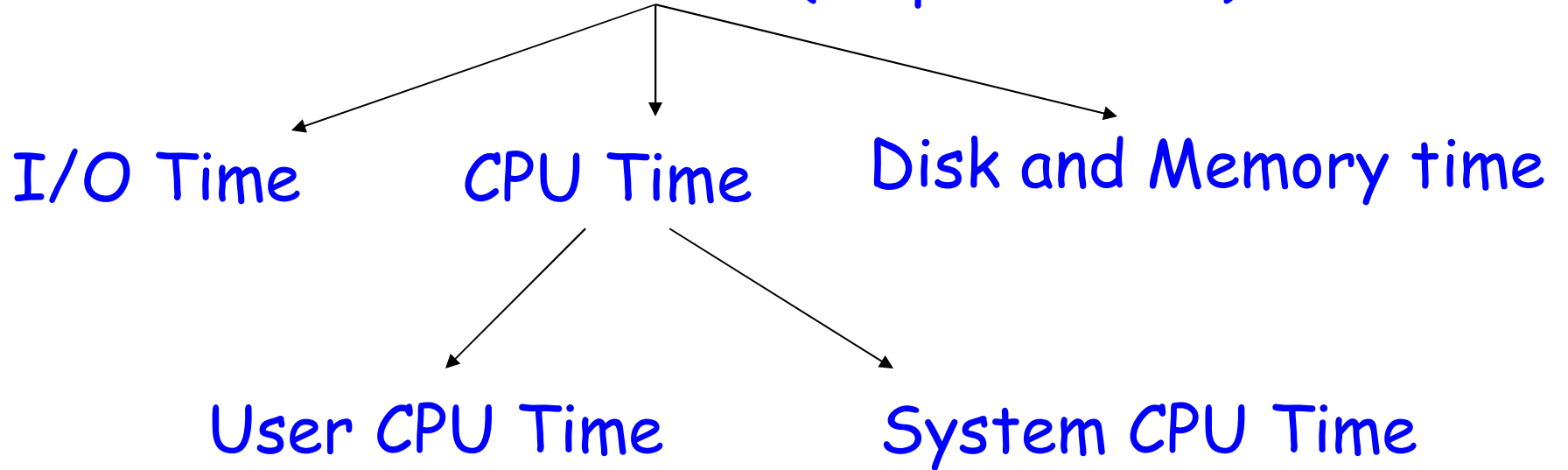
- What is time?
- Start to finish?
- A program segment of interest?
- CPU time?
- Wall clock time?



Execution Time

- **Elapsed Time**
 - counts everything (*disk and memory accesses, I/O, etc.*)
 - a useful number, but often not good for comparison purposes
- **CPU time**
 - doesn't count I/O or time spent running other programs
 - can be broken up into system time, and user time
- **Our focus: user CPU time**
 - time spent executing the lines of code that are "in" our program

Execution Time (Elapsed Time)



Taking Timings

In Linux:
time prog

Returns
real Xs
user Ys
sys Zs

Inside your C program:

clock_t clock(void) returns the number of clock ticks elapsed since the program started

```
#include <time.h>
#include <stdio.h>

int main() {
    clock_t start, end, total;
    int i;

    start = clock();

    for(i=0; i< 10000000; i++) { }

    end = clock();
    total= (double)(end - start) / CLOCKS_PER_SEC;

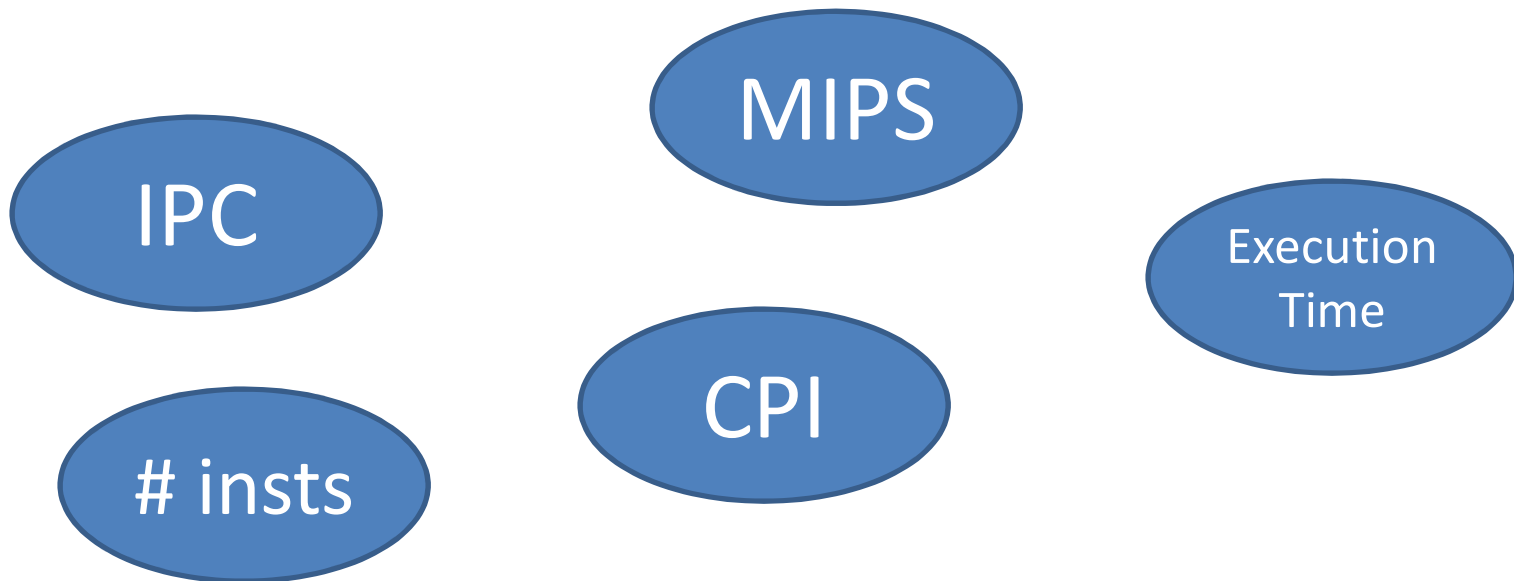
    printf("Total time taken by CPU: %f\n", total);
}
```

Let's Look at Two Simple Metrics

- Response time (aka Execution Time)
 - The time between the start and completion of a task
- Throughput
 - Total amount of work done in a given time

What is the relationship between execution time and throughput?

Timing for sequential programs



Execution time for sequential program:

$$\frac{\text{seconds}}{\text{program}} = \frac{\text{cycles}}{\text{program}} \times \frac{\text{seconds}}{\text{cycle}}$$

ET

IC * CPI

CT

$$ET = IC \times CPI \times CT$$

ET = Execution Time

CPI = Cycles Per Instruction

IC = Instruction Count

Example

A program runs in 10 seconds on computer A, which has a 4 GHz. clock. We are trying to help a computer designer build a new machine B, that will run this program in 6 seconds. The designer can use new (or perhaps more expensive) technology to substantially increase the clock rate, but has informed us that this increase will affect the rest of the CPU design, causing machine B to require 1.2 times as many clock cycles as machine A for the same program. What clock rate should we tell the designer to target?“

CPI Example

- Suppose we have two implementations of the same instruction set architecture (ISA).

For some program,

Machine A has a clock cycle time of 250 ps and a CPI of 2.0

Machine B has a clock cycle time of 500 ps and a CPI of 1.2

What machine is faster for this program, and by how much?

[10^{-3} = milli, 10^{-6} = micro, 10^{-9} = nano, 10^{-12} = pico, 10^{-15} = femto]

#Instructions Example

- A compiler designer is trying to decide between two code sequences for a particular machine. Based on the hardware implementation, there are three different classes of instructions: Class A, Class B, and Class C, and they require one, two, and three cycles (respectively).

The first code sequence has 5 instructions:
2 of A, 1 of B, and 2 of C

The second sequence has 6 instructions:
4 of A, 1 of B, and 1 of C.

Which sequence will be faster? How much?
What is the CPI for each sequence?

MIPS Example

- Two different compilers are being tested for a 4 GHz. machine with three different classes of instructions: Class A, Class B, and Class C, which require one, two, and three cycles (respectively). Both compilers are used to produce code for a large piece of software.

The first compiler's code uses 5 million Class A instructions, 1 million Class B instructions, and 1 million Class C instructions.

The second compiler's code uses 10 million Class A instructions, 1 million Class B instructions, and 1 million Class C instructions.

- Which sequence will be faster according to MIPS?
- Which sequence will be faster according to execution time?

Pitfalls in timing in Parallel Machines

For Multithreaded Programs

- You need to decide: Shall we use **execution time** or **throughput**? or both?
- IPC is not accurate here
 - small timing variations may lead to different execution
 - Order at which threads enter critical section may vary
 - Different interrupt timing may lead to different scheduling decisions

The total number of instructions executed may be different across different runs!

For Multithreaded Programs

The total number of instructions executed may be different across different runs!

**This effect increases with
the number of cores**



System-level code account for a significant fraction of the total execution time

Your Program Does Not Run in A Vacuum

- OS at least is there.
- Multi-programming and/or multithreading setting is very common in multicore settings
- Independent programs affect each other performance (why?)

How to check the performance of
a parallel machine?

Benchmarks

- Performance best determined by running a real application
 - Use programs typical of expected workload
 - Or, typical of expected class of applications
 - e.g., compilers/editors, scientific applications, graphics, etc.
- Small benchmarks
 - nice for architects and designers
 - easy to standardize
- Parallel Benchmarks: PARSEC, Rodinia, SPLASH-2
- SPEC (System Performance Evaluation Cooperative)
 - companies have agreed on a set of real program and inputs
 - valuable indicator of performance (and compiler technology)

Role of Benchmarks

- help designer explore architectural designs
- identify bottlenecks
- compare different systems
- conduct performance prediction

Example: PARSEC

- Princeton Application Repository for Shared-Memory Computers
- Benchmark Suite for Chip-Multiprocessors
- Freely available at: <http://parsec.cs.princeton.edu/>
- Objectives:
 - Multithreaded Applications: Future programs must run on multiprocessors
 - Emerging Workloads: Increasing CPU performance enables new applications
 - Diverse: Multiprocessors are being used for more and more tasks
 - State-of-Art Techniques: Algorithms and programming techniques evolve rapidly

Example: PARSEC

Program	Application Domain	Parallelization
Blackscholes	Financial Analysis	Data-parallel
Bodytrack	Computer Vision	Data-parallel
Canneal	Engineering	Unstructured
Dedup	Enterprise Storage	Pipeline
Facesim	Animation	Data-parallel
Ferret	Similarity Search	Pipeline
Fluidanimate	Animation	Data-parallel
Freqmine	Data Mining	Data-parallel
Streamcluster	Data Mining	Data-parallel
Swaptions	Financial Analysis	Data-parallel
Vips	Media Processing	Data-parallel
X264	Media Processing	Pipeline

Example: Rodinia

- A Benchmark Suite for Heterogeneous Computing: multicore CPU and GPU
- University of Virginia

Application / Kernel	Dwarf	Domain
K-means	Dense Linear Algebra	Data Mining
Needleman-Wunsch	Dynamic Programming	Bioinformatics
HotSpot*	Structured Grid	Physics Simulation
Back Propagation*	Unstructured Grid	Pattern Recognition
SRAD	Structured Grid	Image Processing
Leukocyte Tracking	Structured Grid	Medical Imaging
Breadth-First Search*	Graph Traversal	Graph Algorithms
Stream Cluster*	Dense Linear Algebra	Data Mining
Similarity Scores*	MapReduce	Web Mining

Conclusions

- Performance evaluation is very important to assess programming quality as well as the underlying architecture and how they interact.
- The following capture some aspects of the system but do not represent overall performance: MIPS, #instructions, #cycles, frequency
- **Execution time is what matters**: system time, CPU time, I/O and memory time
 - To know whether your execution time is good, you need to compare it with sequential code, another parallel code, etc.
- **Scalability and efficiency** measure the quality of your code.